

# *Light FORCE*™

**PERFORMANCE LIGHTING**



NORTH AMERICAN PRODUCT CATALOG 2015 V2



Very dark.  
Your only light, a ceiling of stars.  
Your only company, the occasional skulking dingo and unseen things that go bump in the night.  
As a young man growing up in South Australia, Dr. Ray Dennis loved the night. He enjoyed hunting predators, whose pelts helped him pay for dental school. He savored the sheer joy of driving through the vast, untamed landscape, free of restrictions, traffic signs, and often, free of any roads at all.  
Navigating the Australian night required a high quality, lightweight and robust spotlight. Trouble is, Ray couldn't find anything on the market the outback would not bring to its knees. So, in Ray Dennis fashion, he designed and built his own.

# IT GETS DARK IN THE AUSTRALIAN OUTBACK.



Word spread about Ray's creations, and their popularity led him to establish Lightforce over 25 years ago. His innovative designs found favor among professional drivers, avid sportsmen, offroad racers, security personnel, landowners and families—among anyone who needs to light up the night, whether for safety, pleasure or for their profession.  
Headquartered in Adelaide, South Australia, Lightforce products are now exported to over 50 countries. The company is a global pioneer in innovative design using modern composites, which provide unparalleled durability while being environmentally friendly, too.

Dr. Dennis still manages Lightforce. And cares deeply about every light his company builds.

And the outback? It's still dark.  
Except when Lightforce is there.



336 Hazen Lane • Orofino, ID 83544  
T 877.510.9204 toll free  
T 208.476.9204  
F 208.476.0122  
E [orders@lightforce.com](mailto:orders@lightforce.com)  
W [www.lightforce.com](http://www.lightforce.com)



| OUR PRODUCTS                             |    |
|--|----|
| LED Bars                                 | 3  |
| LED180 driving lights                    | 6  |
| 170 Venom driving lights                 | 8  |
| 210 Genesis driving lights               | 10 |
| 240 XGT off-road lights                  | 12 |
| 140 Lance compact driving lights         | 14 |
| 170 Striker driving lights               | 16 |
| 240 Blitz long-distance driving lights   | 18 |
| 140 Enforcer handheld lights             | 20 |
| 170 Enforcer handheld lights             | 22 |
| 240 Enforcer handheld lights             | 24 |
| Enforcer & Walkabout portable kits       | 26 |
| Huntsman predator/firearm-mounted lights | 28 |
| Lightforce filters                       | 30 |
| Parts & accessories                      | 31 |

LIGHTFORCE PERFORMANCE IS NOW AVAILABLE IN NEXT GENERATION LED LIGHT BARS!

# LIGHTFORCE LED BARS HAVE ARRIVED



**BUILT TOUGH.**  
The new range of Lightforce LED bars set new benchmarks in performance and LED technology. Models available include 6" to 50" bars with spot and combination reflector options.



**lightforce.com**  

Lightforce Custom Built offers a custom design and fabrication service, specializing in lighting solutions for customers with unique requirements. Feel free to contact us to discuss your individual needs.





# Lightforce LED Light Bar Range

Lightforce performance is now available in next generation LED light bars, extruded from aluminium and finished in a UV resistant anodized coating to face the harshest conditions in the world.

Lightforce LED bars are rugged and impact resistant, featuring a hard coated polycarbonate lens for durability and a waterproof rating to IP69K standard.

Lightforce LED bars utilize high output European LEDs tuned within the reflectors to produce unparalleled performance in its class. With multiple mounting options available and complete with a waterproof Deutsch connector – including full wiring harness – the Lightforce LED light bar range delivers powerful performance in a complete package.

### FEATURES:

- Extruded aluminum body with black anodized coating
- The industry's highest rating of IP69K to protect against moisture and contaminants
- Hard coated polycarbonate lens resistant to scratching and high impacts
- Custom fabricated dual injected strain relief connector, fitted to military specification grade cable
- Genuine Gore® waterproof membrane with mechanical seal
- Submersible to 3 meters (9 ft 10 in)
- Over, under and reverse voltage protection
- Pulse width modulation thermal management circuitry
- Protected against electromagnetic (EMC) and radio frequency (RFI) interference
- Stainless steel brackets and mounting hardware
- Comprehensive wiring harness
- Broad operating voltage range of 10 ~ 36 volts
- Deutsch waterproof connectors
- RoHS certified
- 5 Year warranty

### KIT INCLUDES:

- 1 x Lightforce LED light bar
- 2 x Stainless steel brackets
- Stainless steel mounting hardware
- Full wiring harness (relay, switch connector)
- User instructions

### GENERAL SPECIFICATIONS:

- Input voltage range: 10-36V DC
- LED Lifespan: 50,000+ hrs
- Input cable length: 450mm (17.72")
- IP69K
- Operating temperature -40°C to 63°C

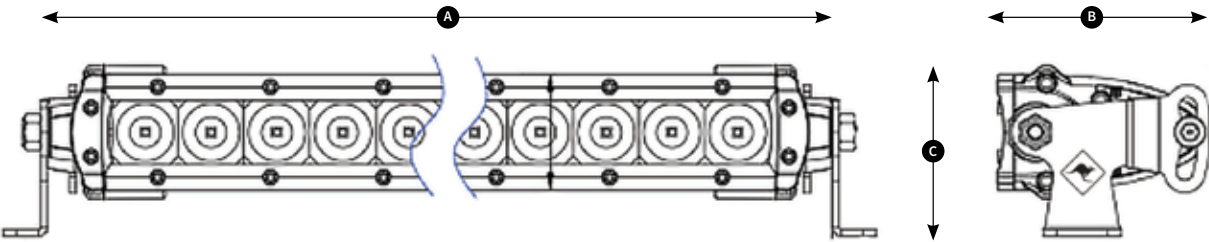
### TECHNICAL SPECIFICATIONS:

| Model             | Part No.    | Lumen   | Current Draw @12V | Wattage | LED Quantity | Weight (Light Only) | Packed Weight |
|-------------------|-------------|---------|-------------------|---------|--------------|---------------------|---------------|
| ROK40             | CBROK40     | 3200lm  | 3.3A              | 40W     | 4 PCS        | 0.77 lbs            | 4.2 lbs       |
| 6" Single Row 5W  | CBLEDB6C    | 3245lm  | 2.42A             | 30W     | 6 PCS        | 1.06 lbs            | 4.41 lbs      |
| 6" Dual Row 5W    | CBLEDBD6C   | 3360lm  | 2.5A              | 60W     | 12 PCS       | 2.8 lbs             | 5.5 lbs       |
| 10" Single Row 5W | CBLEDB10C   | 5390lm  | 3.3A              | 50W     | 10 PCS       | 1.7 lbs             | 5.5 lbs       |
| 10" Dual Row 5W   | CBLEDB D10C | 5600lm  | 4.1A              | 100W    | 20 PCS       | 4 lbs               | 7 lbs         |
| 20" Single Row 5W | CBLEDB20C   | 10780lm | 6.7A              | 100W    | 20 PCS       | 2.7 lbs             | 8.8 lbs       |
| 20" Dual Row 5W # | CBLEDBD20C  | 11200lm | 12.7A             | 200W    | 40 PCS       | 7 lbs               | 9.9 lbs       |
| 30" Single Row 5W | CBLEDB30C   | 16280lm | 9.3A              | 150W    | 30 PCS       | 6.6 lbs             | 8.8 lbs       |
| 30" Dual Row 5W   | CBLEDBD30C  | 16800lm | 12.7A             | 300W    | 60 PCS       | 10.5 lbs            | 13.2 lbs      |
| 40" Single Row 5W | CBLEDB40C   | 21560lm | 12.5A             | 200W    | 40 PCS       | 8.8 lbs             | 11 lbs        |
| 40" Dual Row 5W # | CBLEDBD40C  | 22400lm | 16.9A             | 400W    | 80 PCS       | 14.33 lbs           | 16.5 lbs      |
| 50" Dual Row 5W   | CBLEDBD50C  | 28000lm | 21A               | 500W    | 100 PCS      | 17.2 lbs            | 19.4 lbs      |

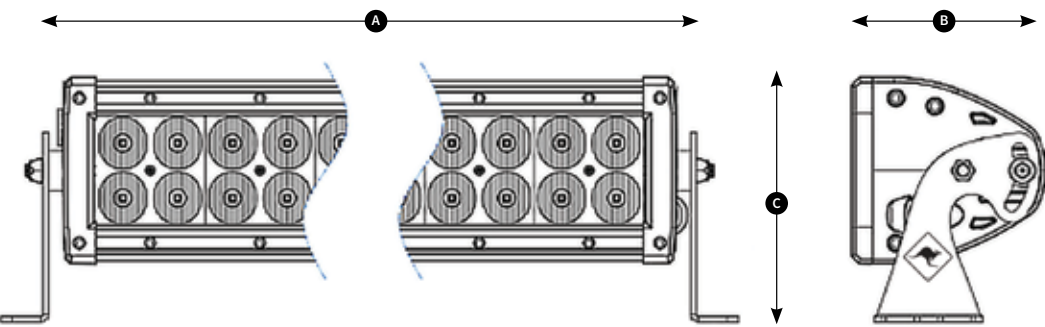
# Model indicates e mark certification available \*Spot and combination models may be available for some models

### LIGHTFORCE LED LIGHT BAR RANGE DIMENSIONS:

Single Row Option



Dual Row Option



| Model             | Width <b>A</b> | Depth <b>B</b> | Height <b>C</b> |
|-------------------|----------------|----------------|-----------------|
| ROK40             | 3.23"          | 3.31"          | 2.99"           |
| 6" Single Row 5W  | 7.87"          | 3.23"          | 1.8"            |
| 6" Dual Row 5W    | 7.72"          | 3.54"          | 3.27"           |
| 10" Single Row 5W | 11.89"         | 3.23"          | 1.8"            |
| 10" Dual Row 5W   | 11.7"          | 3.54"          | 3.27"           |
| 20" Single Row 5W | 21.89"         | 3.23"          | 1.8"            |
| 20" Dual Row 5W#  | 21.7"          | 3.54"          | 3.27"           |
| 30" Single Row 5W | 31.89"         | 3.23"          | 1.8"            |
| 30" Dual Row 5W   | 31.89"         | 3.54"          | 3.27"           |
| 40" Single Row 5W | 41.89"         | 3.23"          | 1.8"            |
| 40" Dual Row 5W#  | 41.89"         | 3.54"          | 3.27"           |
| 50" Dual Row 5W   | 51.89"         | 3.54"          | 3.27"           |



# LIGHTFORCE LED HAS ARRIVED



NEW FROM THE AUSTRALIAN DESIGNERS WHO  
**REVOLUTIONIZED**  
PERFORMANCE AND DURABILITY  
IN DRIVING LIGHTS  
**LED180**



**lightforce.com**  

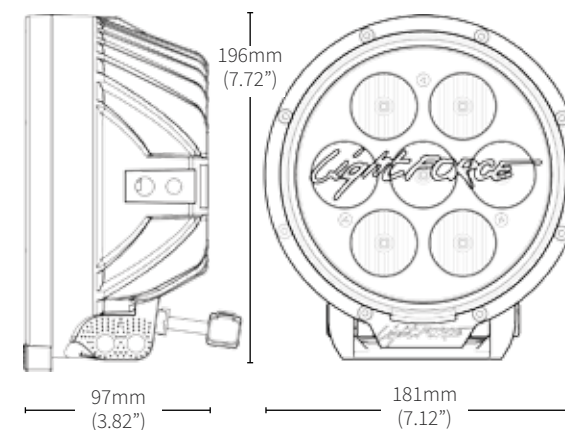
Lightforce Custom Built offers a custom design and fabrication service, specializing in lighting solutions for customers with unique requirements. Feel free to contact us to discuss your individual needs.



## SPECIFICATIONS:

- Power: 70W (7 x10w CREE chipsets)
- Raw lumen output: 5180
- Input voltage range: 10-36V DC
- Current draw: 4.8A @ 13.2v
- Color temperature: 5000K
- 50,000+ hour LED lifespan
- Input cable length X 450mm (17.72")
- Operating temperature -40°C to 63°C (-40°F to 145°F)
- Weight including bracket 2.1kg (4.6lb)

## DIMENSIONS:



## LIGHTFORCE LED 180

*Lightforce LED 180 are among the most powerful 70w LED lights on the market, producing a remarkable 5180 Lumens.*

## FEATURES:

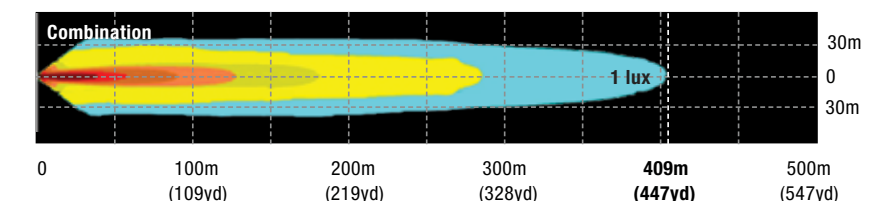
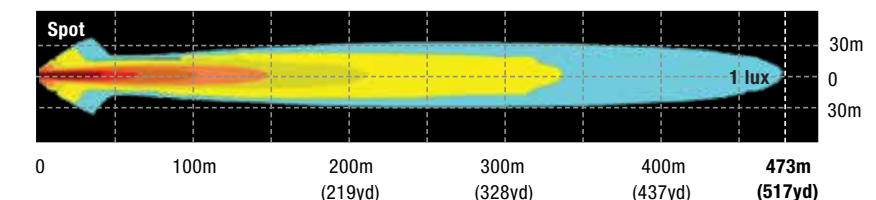
- High-pressure cast aluminum body with DuPont® automotive coating
- IP68 rated to protect against moisture and contaminants
- Hard coated polycarbonate lens resistant to scratching and high impacts
- Clear filter included
- Custom fabricated dual injected molded strain relief connector, fitted to military specification grade cable
- Military specification waterproof membrane with mechanical seal
- Submersible to 3 meters (9ft 10in)
- Over, under and reverse voltage protection
- Pulse width modulation thermal management circuitry
- Protected against electromagnetic (EMC) and radio frequency (RFI) interference
- Unique three point reversible mounting system included
- Top mounting point on housing for optional stay bar fitment
- Deutsch waterproof connectors
- RoHS certified
- Available in 'spot' or 'combination' configurations

## KIT INCLUSIONS:

- 1 x Lightforce 180mm LED driving light
- 1 x Clear filter
- 1 x Mount
- Mounting hardware
- Matching 2 pin Deutsch waterproof connector
- Instruction sheet

## OPTIONAL ACCESSORIES

- 12V Driving light harness (CBLFDLHD)
- Security anti-theft nut kit (CBATKIT)



National Association of Testing Authorities Accredited, Australia 2014.  
Photometric testing performed by Photometric Solutions International Pty Ltd (PSI) Huntingdale VIC • April 2014

## PART NUMBERS:

**CBLED180:** 70W LED 5000K

**CBLED180C:** 70W LED 5000K COMBO

*LightFORCE*™



**LightFORCE**  
PERFORMANCE LIGHTING

DURABLE HIGH  
PERFORMANCE MEETS  
THE LATEST IN  
TECHNOLOGY AND STYLE

# 170 VENOM OUTBACK TOUGH CITY STYLE



An evolution of the most popular-sized Lightforce driving light with additions that have lifted it to the next level. Created specifically to fit any factory bull bar, from small SUVs to hard-core off road vehicles, **170 Venom** is compact without compromising on performance.

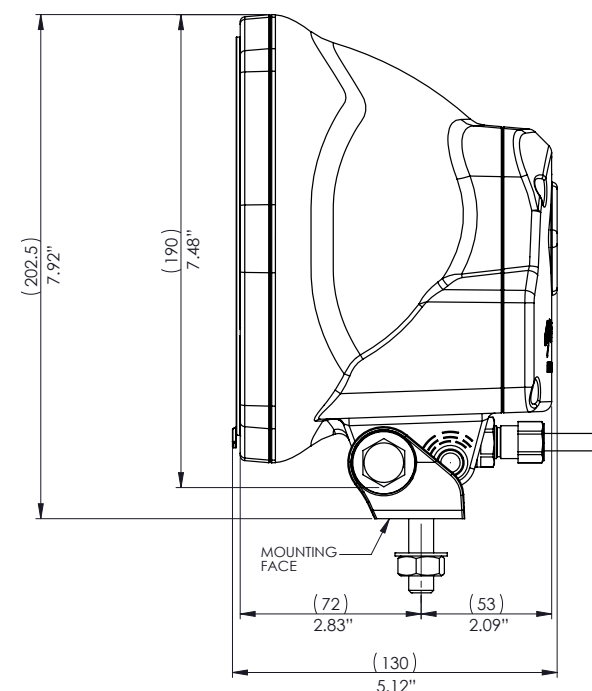


Lightforce Custom Built offers a custom design and fabrication service, specializing in lighting solutions for customers with unique requirements. Feel free to contact us to discuss your individual needs.

**lightforce.com**  



## DIMENSIONS:



## LIGHTFORCE 170 VENOM

An evolution of the most popular-sized Lightforce driving light with additions that have lifted it to the next level. Created specifically to suit small SUVs and 4WDs and packing a performance punch. Unique 25mm clearance combined with a four-point mount for a new level of installation compatibility within a compact mounting envelope. Small LED lights surround the edge of the light to provide added safety and a sleek edge to Venom.

### FEATURES:

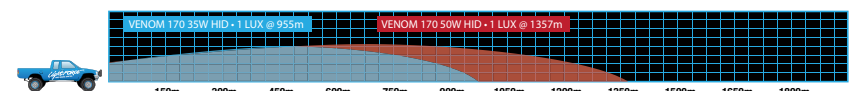
- A unique 25mm shallow format design specifically for today's new generation SUVs
- Hi-Tech LEDs surround the corners for improved pedestrian safety and an added level of distinction not previously seen in the Lightforce offering
- Genuine IP65 rating, dust tight and water proof with Gore® Protective Vents to protect against moisture / contaminant ingress
- Corrosion resistant featuring a salt spray rating to ISO 2007
- EMC approved with low radio interference, suitable for OEM installations
- German-engineered Osram ballast and bulb for a rapid startup, quickly achieving full brilliance.
- The superior Osram bulb delivers a full spectrum 4200k color temperature with good contrast for long distance driving
- 50W available 12V and 24V
- 3 year warranty

### SPECIFICATIONS:

- Current draw: (35W HID) 3.2 Amps  
(50W HID) 3.9 Amp
- Light output: (35W) 592064 candela | **955m/1044y @ 1 Lux**  
(50W) 925100 candela | **1357m/1484y @ 1 Lux**
- Operating temperature -40°C to 63°C (-40°F to 145°F)
- Weight including bracket (single light) 900g | 31.7oz

### OPTIONAL ACCESSORIES

- Safeguard anti-theft security lock set (ATNSG)
- Driving light wiring harness (LFDLH)
- Clear spot clip-on filter supplied – combo & crystal blue spot filters available
- See page 30 for a filter to take you through any driving conditions



National Association of Testing Authorities Accredited, Australia 2014.  
 Photometric testing performed by Photometric Solutions International Pty Ltd (PSI) Huntingdale VIC • 2014

### PART NUMBERS:

**DL170H12V:** 12V 35W HID  
**DL170H50W12V:** 12V 50W HID

**LightFORCE**



**LightFORCE**  
PERFORMANCE LIGHTING

INCREDIBLY POWERFUL  
AND TRULY VERSATILE,  
GENESIS CHECKS ALL  
THE BOXES

# 210 GENESIS IDEAL FOR EVERY APPLICATION

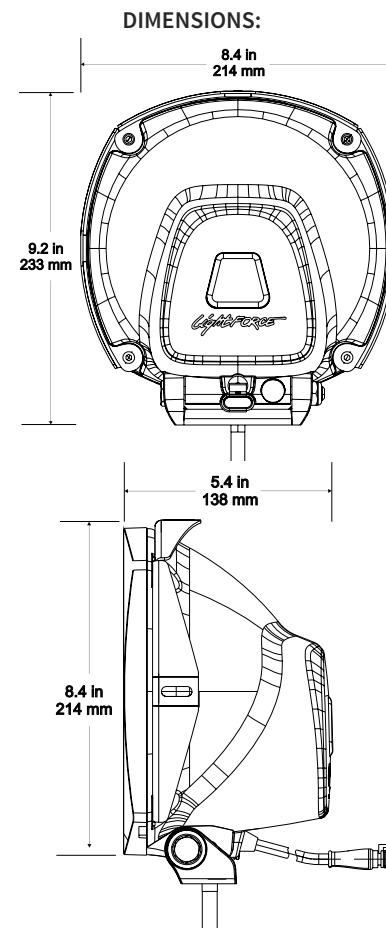


The **210 Genesis** was designed to provide complete versatility combined with a truly impressive beam – and it certainly delivers! Featuring a flexible four-point mounting system, the 210 Genesis can fit into almost any bullbar and provide the distance and power that you've been searching for!



Lightforce Custom Built offers a custom design and fabrication service, specializing in lighting solutions for customers with unique requirements. Feel free to contact us to discuss your individual needs.

**lightforce.com**  



## LIGHTFORCE 210 GENESIS

*We took into account every desirable feature and performance parameter. Combined with innovation, Genesis delivers epic performance.*

### FEATURES:

- Hi-Tec lightweight composite housing
- Shatterproof polycarbonate lens - for unparalleled impact strength
- 15% larger reflector than most competitors - design and quality ensure maximum light output for the size of the light
- Clip on filter to adapt from Spot to Combo or Wide asymmetric pattern
- 4 position base mount - the robust mounting bracket can be flipped either way PLUS we have included two positions on the body itself
- Anti-theft kit options - an optional stainless steel cross bolt incorporated a groove that is designed to be engaged by an interference bolt making it virtually impossible to withdraw the cross bolt while mounted
- Sculptured alloy bezel - acting as a ring of armor
- Remarkably slim footprint | can be mounted with a minimum of 70mm rear clearance
- Compatible with the Lightforce modular filter system
- 3 year warranty

### HID:

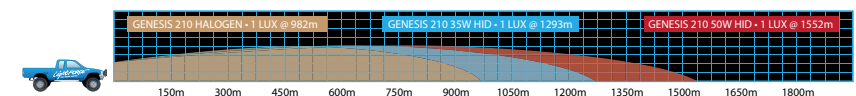
- Distinctive Red billet aluminium hard anodized bulb holder
- 35W / 50W internal ballasts
- Multi-volt | 12V or 24V DC versions available
- 5000°K super white | Closer to daylight
- Optional MBS mount can accept additional stay bracket for unshakable installation in extreme uses
- Standard in spot configuration

### SPECIFICATIONS:

- Current draw: (100W Halogen) 8.9 Amps  
(35W HID) 3.2 Amps  
(50W HID) 3.8 Amps
- Light Output: (100W) 482300 candela (one light) | **982m/1073y @ 1 Lux (pair)**  
(35W) 835300 candela (one light) | **1293m/1414y @ 1 Lux (pair)**  
(50W) 1205000 candela (one light) | **1552m/1697y @ 1 Lux (pair)**
- Operating temperature -40°C to 63°C (-40°F to 145°F)
- Weight including bracket – halogen 1.1 kg | 2lb 6.8oz | HID 1.3 kg | 2lb 13.85oz

### OPTIONAL ACCESSORIES

- Driving light wiring harness (LFDLH)
- Security nut kit (ATNKIT)
- Security bolt option for Genesis – single (DLSB210)
- See page 30 for a filter to take you through any driving conditions



National Association of Testing Authorities Accredited, Australia 2014.  
Photometric testing performed by Photometric Solutions International Pty Ltd (PSI) Huntingdale VIC • 2014

### PART NUMBERS:

**DL210:** 12V 100W HALOGEN  
**DL210H:** 12V 35W HID  
**DL210H50W:** 12V 50W HID

**LightFORCE**



**LightFORCE**  
PERFORMANCE LIGHTING

THE AWARD WINNING 240  
XGT – YOUR ULTIMATE  
LIGHT AWAITS

# 240 XGT KING OF THE HILL



The combination of inherent mechanical strength and powerful output has made the 240 XGT the choice for off-road racers and the hard-core enthusiast worldwide.



Lightforce Custom Built offers a custom design and fabrication service, specializing in lighting solutions for customers with unique requirements. Feel free to contact us to discuss your individual needs.

**lightforce.com**  



## LIGHTFORCE 240 XGT

*One of our most popular lights, for good reason!  
The combination of inherent mechanical strength and powerful output have made this the ultimate choice for off-road racers and the hard-core enthusiast worldwide.*

### FEATURES:

- Ideal long distance performance light
- 12V 100 watt Xenophot® 2000 hour bulb (24V halogen version available)
- Lightweight polycarbonate, glass filled nylon composite construction
- Gore® Protective Vent to protect against moisture/contaminant ingress
- Best value for OFF-ROAD motor sport or hard-core enthusiast
- Partner with a set of 170 STRIKERS for ideal spread and scorching distance
- CLEAR SPOT clip-on polycarbonate filter supplied
- 3 year warranty

### HID:

- Ultimate long range driving light ideal for high speed off-road motorsport
- 12V 35 and 50 watt HID (internal ballast - plug 'n play) – Osram D1S Ballast
- 4200°K super white | Closer to daylight
- Long Life 3000 hour bulb
- Billet alloy focal rings for customizing beam angle pattern: 9.8° | 11.8°

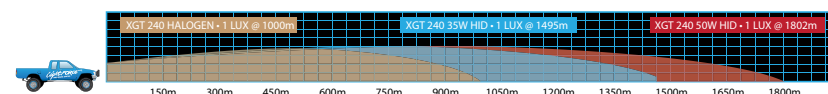
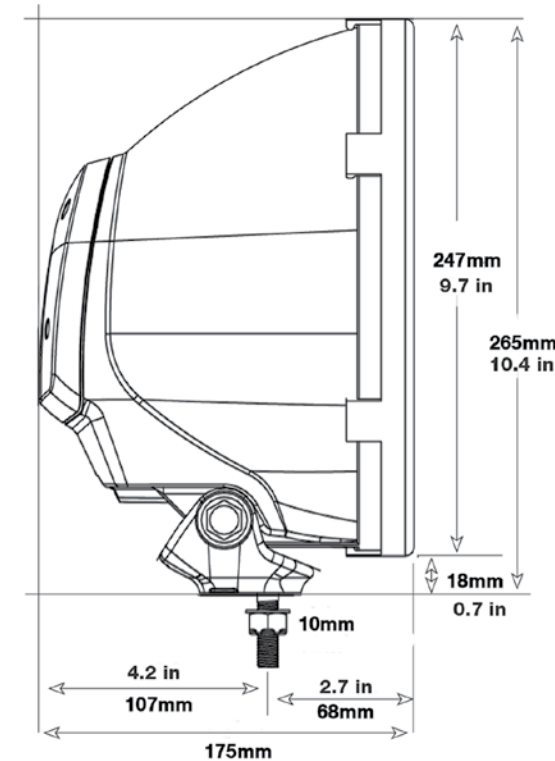
### SPECIFICATIONS:

- Current draw: (100W Halogen) 8.9 Amps  
(35W HID) 3.2 Amps  
(50W HID) 3.7 Amps
- Light output: (100W) | **1000m/1093y @ 1 Lux (pair)**  
(35W) | **1495m/1634y @ 1 Lux (pair)**  
(50W) 1623000 candela (one light) | **1802m/1970y @ 1 Lux (pair)**
- Operating temperature -40°C to 63°C (-40°F to 145°F)
- Weight including bracket (single unit) Halogen 1.37KG | 3lb .32oz | HID 1.55kg | 3lb 6.67oz

### OPTIONAL ACCESSORIES

- Driving light wiring harness (LFDLH)
- Security nut kit (ATNKIT)
- Retrofit XGT security anti-slip fastening kit (CBATKITXGT)
- See page 30 for a filter to take you through any driving conditions

### DIMENSIONS:



National Association of Testing Authorities Accredited, Australia 2014.  
Photometric testing performed by Photometric Solutions International Pty Ltd (PSI) Huntingdale VIC • 2014

### PART NUMBERS:

**DL240XGT: 12V 100W HALOGEN**  
**DL240HID: 12V 35W HID**  
**DL240HID50W12V: 12V 50W HID**



THE COMPACT LIGHT THAT  
CAN SOLVE ALMOST ANY  
LIGHTING DILEMMA!

# 140 LANCE COMPACT & VERSATILE



It may be small, but the **140 Lance** can be a wise choice! If you need high performance in a compact package, this is the answer! Ideal for situations in which a larger light cannot fit, the 140 Lance is used on professional off road comp vehicles world-wide!

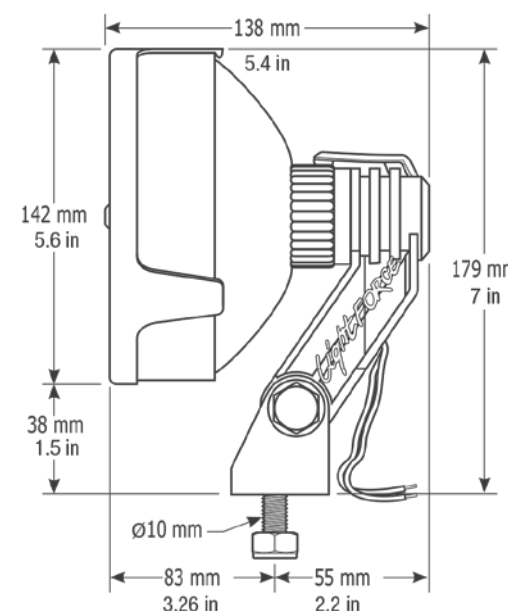


**lightforce.com**  

Lightforce Custom Built offers a custom design and fabrication service, specializing in lighting solutions for customers with unique requirements. Feel free to contact us to discuss your individual needs.



## DIMENSIONS:



## LIGHTFORCE 140 LANCE

*It may be small, but the 140 LANCE™ can be a wise choice! If you need high performance in a compact package, this is the answer. Compact performance for any size or vehicle type!*

### FEATURES:

- 12V 75 watt Xenophot® 4000 hour bulb (maximum wattage) 24V halogen available
- Lightweight polycarbonate, glass filled nylon composite construction
- Gore Protective Vent® to protect against moisture/contaminant ingress
- Ideal as a fog light (with opt. YELLOW / AMBER filter) or off-road reversing light
- Ideal for use as a winch light with a DISPERSION filter
- CLEAR SPOT clip-on polycarbonate filter supplied | Others available
- Light output can be focused from a WIDE pattern to a long distance SPOT pattern
- 3 Year warranty

### HID:

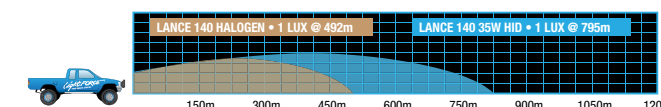
- Characteristic blue billet aluminium hard anodised bulb holder
- 35w External Ballasts | encapsulated for durability
- Long leads | Mount the ballast under the hood
- Multi-volt | 12V or 24V DC versions are available
- 5000°K super white | Closer to daylight
- Long Life 3000 hour bulb
- Reverse polarity circuit protection

### SPECIFICATIONS:

- Current draw: (75W Halogen) 6.7 Amps  
(35W HID) 3.2 Amps
- Light output: (75W) 120900 candela (one light) | **492m/538y @ 1 Lux (pair)**  
(35W) 315700 candela (one light) | **795m/869y @ 1 Lux (pair)**
- Operating temperature: -40°C to 63°C (-40°F to 145°F)
- Weight including bracket (single unit) 460g | 1lb .2oz
- Weight including bracket (single unit) HID 660g | 1lb 7.2 oz

### OPTIONAL ACCESSORIES

- Driving light base – high mount (MV)
- Driving light base – low mount (MVDL)
- See page 30 for a filter to take you through any driving conditions



National Association of Testing Authorities Accredited, Australia 2014.  
Photometric testing performed by Photometric Solutions International Pty Ltd  
(PSI) Huntingdale VIC • 2014

### PART NUMBERS:

**RMDL140LT:** 12V 75W HALOGEN TWIN PACK  
**RM140:** 12V 75W  
**HID140T:** 12V 35W HID TWIN PACK

**LightFORCE**™



**LightFORCE**  
PERFORMANCE LIGHTING

OUR MOST POPULAR LIGHT  
JUST GOT EVEN BETTER

# 170 STRIKER NEW & IMPROVED



The mid-size 170 STRIKER™ outperforms many larger lights and is one of our most popular models worldwide. Its compact size makes it an easy install on most vehicles, and with a set of COMBO or SPREAD filters it is incredibly versatile—creating an ideal peripheral light pattern.

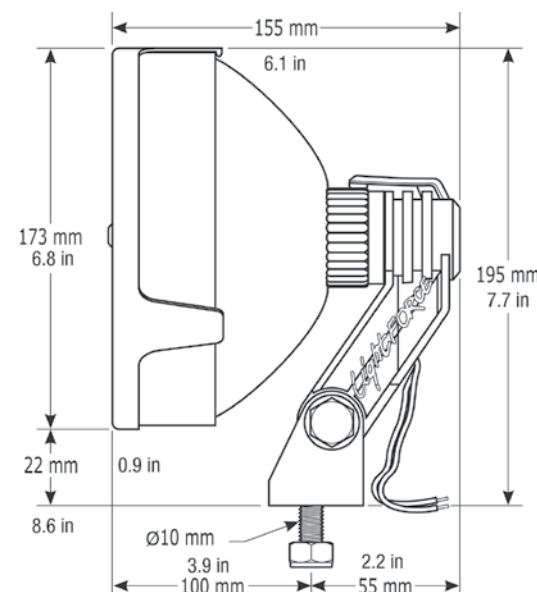


Lightforce Custom Built offers a custom design and fabrication service, specializing in lighting solutions for customers with unique requirements. Feel free to contact us to discuss your individual needs.

**lightforce.com**  



## DIMENSIONS:



## LIGHTFORCE 170 STRIKER

*The mid-size 170 STRIKER™ outperforms many larger lights and is one of our most popular models worldwide.*

### FEATURES:

- Compact performance but with optimum reflector size outperforming larger rivals
- 12V 100 watt Xenophot® 2000 hour bulb (24V halogen version available)
- Lightweight polycarbonate, glass filled nylon composite construction
- Gore® protective vent to protect against moisture / contaminant ingress
- Light output can be tailored from a WIDE, COMBO or long distance SPOT pattern
- Ideal additional light partnered with 240 BLITZ / XGT / HID for off-road motorsport
- CLEAR SPOT clip-on polycarbonate filter supplied | Others available
- Compatible with the Lightforce modular filter system
- 3 Year warranty

### HID:

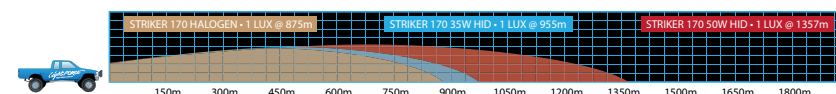
- Characteristic blue billet aluminium hard anodized bulb holder.
- 35W / 50W external ballasts | encapsulated for durability
- Long leads | Mount the ballast under the hood
- Multi-volt | 12V or 24V DC versions are available
- 5000°K super white | Closer to daylight
- Long life 3000 hour bulb
- Reverse polarity circuit protection

### SPECIFICATIONS:

- Current draw: (100W Halogen) 8.33 Amps  
(35W HID) 3.2 Amps  
(50W HID) 4.16 Amps
- Light output (100W) 382 600 candela | **875m/956y @ 1 Lux**  
(35W) 456 000 candela | **955m/1044y @ 1 Lux**  
(50W) 920 500 candela | **1357m/1484y @ 1 Lux**
- Operating temperature -40°C to 63°C (-40°F to 145°F)
- Weight including bracket (single unit) 560g - 1lb 3.75oz

### OPTIONAL ACCESSORIES

- Driving light base - high mount (MV)
- Driving light base - low mount (MVDL)
- See page 30 for a filter to take you through any driving conditions



National Association of Testing Authorities Accredited, Australia 2014.  
Photometric testing performed by Photometric Solutions International Pty Ltd (PSI) Huntingdale VIC • 2014

### PART NUMBERS:

**RMDL170HT:** 12V 100W HALOGEN TWIN PACK  
**RMDL170LT:** 12V 100W HALOGEN LOW MOUNT TWIN PACK  
**RM170:** 12V 100W HALOGEN  
**HID170T:** 12V 35W HID TWIN PACK  
**HID170T50W:** 12V 50W HID TWIN PACK

**LightFORCE**™





OUR FIRST TRUE LONG  
DISTANCE LIGHT IS  
STANDING THE TEST OF  
TIME!

# 240 BLITZ AN OUTBACK LEGEND



A favorite in the Australian heavy transport and freight industry, the **240 Blitz** combines extreme light output, strength and durability to provide a light that presents awesome power in a great value-for-money kit!

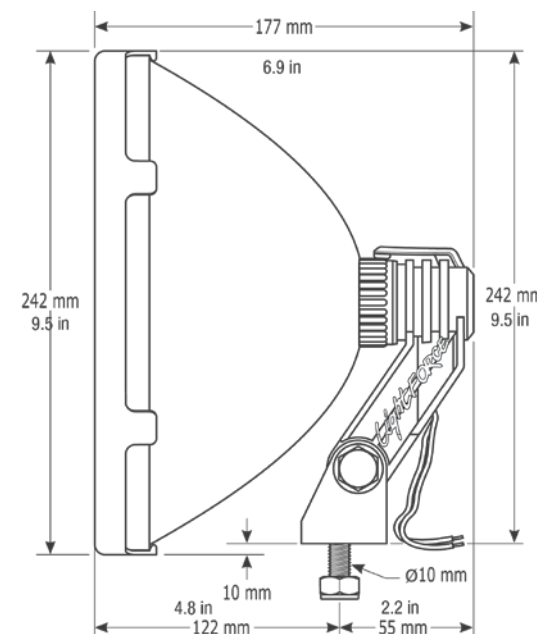


Lightforce Custom Built offers a custom design and fabrication service, specializing in lighting solutions for customers with unique requirements. Feel free to contact us to discuss your individual needs.

**lightforce.com**  



#### DIMENSIONS:



## LIGHTFORCE 240 BLITZ

*The 240 BLITZ™ was our first true long distance light and began our reputation for high performance and light intensity.*

#### FEATURES:

- Ideal long distance performance light
- 12V 100 watt Xenophot® 2000 hour bulb (24V halogen version available)
- Lightweight polycarbonate, glass-filled nylon composite construction
- Gore® Protective Vent to protect against moisture/contaminant ingress
- CLEAR SPOT clip-on polycarbonate filter supplied | Others available
- Light output can be focused from a WIDE pattern to a long distance SPOT pattern
- Compatible with the Lightforce modular filter system
- 3 year warranty

#### HID:

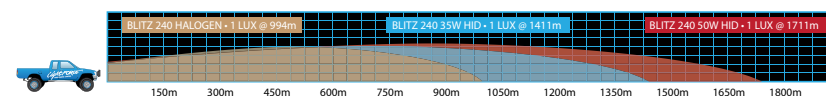
- Characteristic blue billet aluminium hard anodized bulb holder
- 35w and 50w External Ballasts | encapsulated for durability
- Long leads | Mount the ballast under the hood
- Multi-volt | 12V or 24V DC operation
- 5000°K super white | Closer to daylight
- Long Life 3000 hour bulb
- Reverse polarity circuit protection

#### SPECIFICATIONS:

- Current draw: (100W Halogen) 9.2 Amps (35W HID) | 3.2 Amps
- Light output: (100W) 493900 candela (one light) | **994m/1087y @ 1 Lux (pair)** (35W) | **1411m/1543y @ 1 Lux (pair)** (50W) 1464000 candela (one light) | **1711m/1871y @ 1 Lux (pair)**
- Operating temperature -40°C to 63°C (-40°F to 145°F)
- Weight including bracket (single unit) 880g | 1lb 15oz
- Weight including bracket (single unit HID) 1080g | 2.3lb

#### OPTIONAL ACCESSORIES

- Security nut kit (ATNKIT)
- Driving light wiring harness (LFDLH)
- 25mm extension mounts (CBEST25)
- See page 30 for a filter to take you through any driving conditions



National Association of Testing Authorities Accredited, Australia 2014.  
Photometric testing performed by Photometric Solutions International Pty Ltd (PSI) Huntingdale VIC • 2014

#### PART NUMBERS:

**RMDL 240T: 12V 100W HALOGEN TWIN PACK**  
**RM240: 12V 100W**  
**HID240T: 12V 35W HID TWIN PACK**  
**HID24050W: 12V 50W HID**  
**HID240T50W: 12V 50W HID TWIN PACK**







THE COMPACT & VERSATILE  
OPTION WHEN YOU'RE ON  
THE MOVE



# 140 ENFORCER COMPACT & VERSATILE

The compact and versatile **140 Enforcer** is the perfect portable light for a range of applications, from emergency search and rescue, right through to recreational sporting uses.

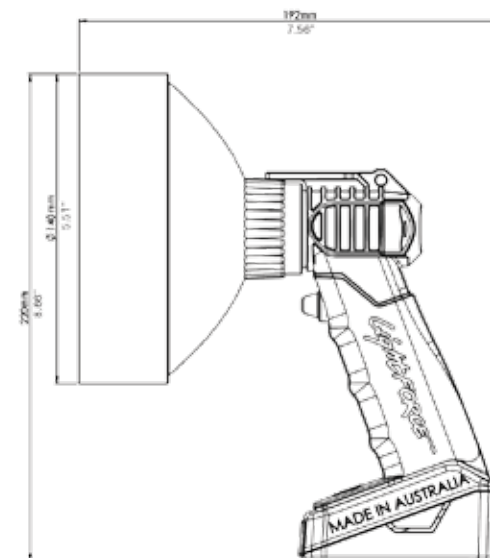


Lightforce Custom Built offers a custom design and fabrication service, specializing in lighting solutions for customers with unique requirements. Feel free to contact us to discuss your individual needs.

**lightforce.com**  



## DIMENSIONS:



## LIGHTFORCE 140 ENFORCER

*The compact and versatile 140 Enforcer is the perfect portable light for a range of applications, from emergency search and rescue right through to recreational sporting uses.*

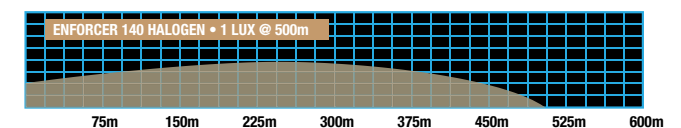
*A revolutionary new handheld searchlight from Lightforce, the Enforcer Halogen is built tough to suit all environments while offering the power of high quality performance lighting to all users. Featuring a soft ergonomic grip, light-weight waterproof construction and a powerful 75w halogen spot beam with separate switched low-energy LED task light, Enforcer Halogen encompasses the best in technology and ease of use.*

## SPECIFICATIONS:

- Lightweight for convenient long term use at only 350 grams/12.3 ounces
- IP65 ingress protected - sealed from rain and dust
- Accurate parabolic reflector for maximum light output and performance
- Parabolic reflector combined with built-in focusing mechanism allows a beam from a WIDE pattern to a long distance SPOT
- Coil cord with Merit plug or figure 8 flex with alligator clips for direct battery connection
- 3 portable battery options and 2 cable options available
- Gore® Protective Vent to protect against moisture and contaminant ingress
- Current draw: 6.7 Amps
- Color temperature: 3350°K
- Light output: 120900 candela | **500m/547y @ 1 Lux**
- Bulb: GL07
- Compatible with Lightforce modular filter range
- Remote mount options available
- 3 year warranty

## BATTERY OPTIONS

- High-capacity Ni-Mh battery which converts Enforcer halogen into a high power cordless search light
- 12V SLA battery pack, ideal for use with Enforcer spotlights
- Lightweight 1kg LiFePO4 power pack with three times the cycle life



National Association of Testing Authorities Accredited, Australia 2014.  
Photometric testing performed by Photometric Solutions International Pty Ltd (PSI) Huntingdale VIC • 2014

## PART NUMBERS:

**EF140AL:** 75W ALLIGATOR CLIP CONNECTION  
**EF140CC:** 75W CIG PLUG CONNECTION





LEADING THE WAY  
THROUGH THE DARKEST  
OF NIGHTS

# 170 ENFORCER SPECIALIZED POWER



The mid-size **170 Enforcer** is the most popular sized reflector in the Enforcer range and is available in a range of options including 100w Xenophot halogen bulb, variable power halogen and HID. Producing a strong and reliable beam, this lightweight handheld will certainly suit the sporting enthusiast.

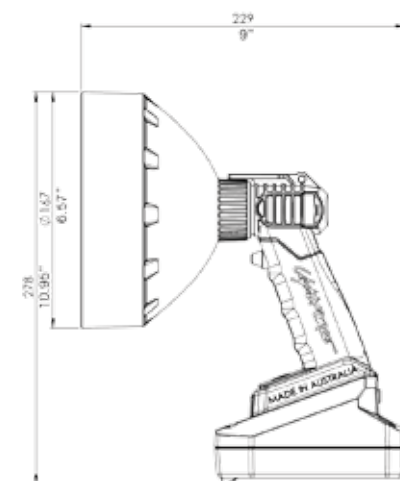
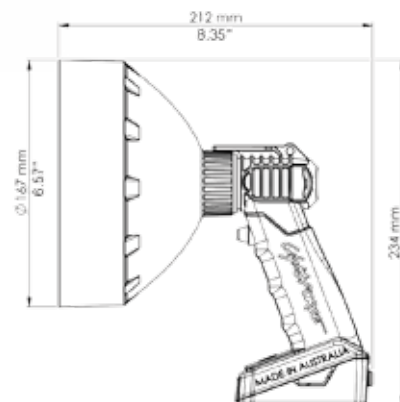


Lightforce Custom Built offers a custom design and fabrication service, specializing in lighting solutions for customers with unique requirements. Feel free to contact us to discuss your individual needs.

**lightforce.com**  



## DIMENSIONS:



## LIGHTFORCE 170 ENFORCER

The mid-size 170 Enforcer is the most popular sized reflector in the Enforcer offering. Available in a range of options including halogen, variable power halogen and HID, all producing a strong and reliable beam, the Enforcer 170 is the light that won't let you down on the go.

### HALOGEN SPECIFICATIONS:

- Lightweight for convenient long term use at only 350 grams/12.3 ounces
- IP65 ingress protected - sealed from rain and dust
- Accurate parabolic reflector for maximum light output and performance
- Parabolic reflector combined with built-in focusing mechanism allows a beam from a WIDE pattern to a long distance SPOT
- Genuine Xenophot high specification GL06 vertical filament globe
- Coil cord with Merit plug or figure 8 flex with alligator clips for direct battery connection
- 3 portable battery options and 2 cable options available
- Gore® Protective Vent to protect against moisture and contaminant ingress
- Current draw: 9.2 Amps
- Color temperature: 3350°K
- Light output: 382600 candela | **730m/798y @ 1 Lux**
- Bulb: GL06
- Compatible with the Lightforce modular filter system
- Remote mount options available
- 3 year warranty

### VARIABLE POWER HALOGEN

The variable power halogen Enforcer 170 retains all the fantastic features of the 170 Enforcer halogen with the added flexibility to adjust the brightness of your beam with built in controller, featuring a silent dimming capability via the built in thumb lever.

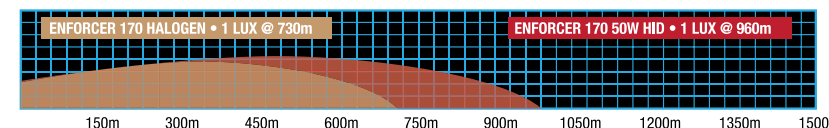
- Lightweight at only 395 grams/13.9 ounces

### 50W HID

- Lightweight for convenient long term use at only 820 grams/29 ounces
- Intense 4200°K bulb
- Current draw: 3.8 Amps
- Light output: 920500 candela | **960m/1050y @ 1 Lux**
- Bulb: GL24-S

### BATTERY OPTIONS

- High-capacity Ni-Mh battery which converts Enforcer halogen into a high power cordless search light
- 12V SLA battery pack, ideal for use with Walkabout spotlights
- Lightweight 1kg LiFePO4 power pack with three times the cycle life



National Association of Testing Authorities Accredited, Australia 2014.  
Photometric testing performed by Photometric Solutions International Pty Ltd (PSI) Huntingdale VIC • 2014

### PART NUMBERS:

- EF170AL:** 100W HALOGEN ALLIGATOR CLIP CONNECTION
- EF170CC:** 100W HALOGEN CIG PLUG CONNECTION
- EF170VP:** 100W VARIABLE POWER CIG PLUG CONNECTION
- EF170VPAL:** 100W VARIABLE POWER ALLIGATOR CLIP
- EF170HID:** 50W HID CIG PLUG CONNECTION
- EF170HIDAL:** 50W HID ALLIGATOR CLIP





THEY CAN RUN BUT THEY  
CAN'T HIDE FROM THE  
240 ENFORCER

# 240 ENFORCER ULTIMATE PERFORMER

The fierce **Enforcer 240** is certainly a force to be reckoned with. Available in a range of options including halogen, variable power halogen and HID, and producing a strong and reliable beam, the Enforcer 240 never lets anything out of its sight!

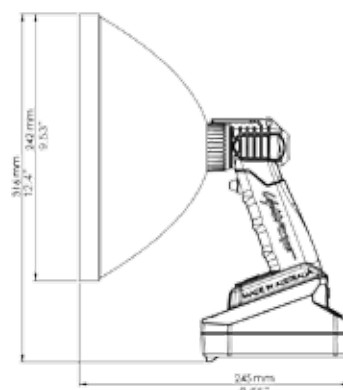
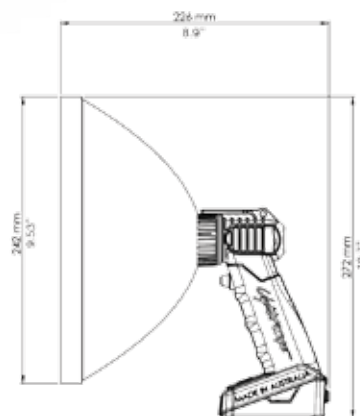


Lightforce Custom Built offers a custom design and fabrication service, specializing in lighting solutions for customers with unique requirements. Feel free to contact us to discuss your individual needs.

**lightforce.com**  



#### DIMENSIONS:



## LIGHTFORCE 240 ENFORCER

*The fierce Enforcer 240 is certainly a force to be reckoned with. Available in a range of options including halogen, variable power halogen and HID, all producing a strong and reliable beam, the Enforcer 240 never lets anything out of its sight!*

#### HALOGEN SPECIFICATIONS:

- Lightweight for convenient long term use at only 720 grams/25.4 ounces
- IP65 ingress protected - sealed from rain and dust
- Accurate parabolic reflector for maximum light output and performance
- Parabolic reflector combined with built-in focusing mechanism allows a beam from a WIDE pattern to a long distance SPOT
- Genuine Xenophot high specification GL06 vertical filament globe
- Coil cord with Merit plug or figure 8 flex with alligator clips for direct battery connection
- 3 portable battery options and 2 cable options available
- Gore® Protective Vent to protect against moisture and contaminant ingress
- Current draw: 9.2 Amps
- Color temperature: 3350°K
- Light output: 493900 candela | **1000m/1093y @ 1 Lux**
- Bulb: GL06
- Compatible with the Lightforce modular filter system
- Remote mount options available
- 3 year warranty

#### VARIABLE POWER HALOGEN

The variable power halogen Enforcer 240 retains all the fantastic features of the 240 Enforcer halogen with the added flexibility to adjust the brightness of your beam with an inbuilt controller which features silent dimming capability via the inbuilt thumb control lever.

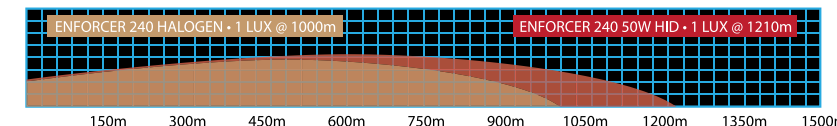
- Lightweight at only 740 grams/26.1 ounces

#### 50W HID

- Lightweight for convenient long term use at only 1130 grams/39.9 ounces
- Intense 4200°K bulb
- Current draw: 3.8 Amps
- Light output: 1464000 candela | **1210m/1323y @ 1 Lux**
- Bulb: GL24-S

#### BATTERY OPTIONS

- High capacity Ni-Mh battery which converts Enforcer halogen into a high-power cordless search light
- 12V SLA battery pack, ideal for use with Enforcer spotlights
- Lightweight 1kg LiFePO4 power pack with three times the cycle life



National Association of Testing Authorities Accredited, Australia 2014.  
Photometric testing performed by Photometric Solutions International Pty Ltd (PSI) Huntingdale VIC • 2014

#### PART NUMBERS:

- EF240AL:** 100W ALLIGATOR CLIP CONNECTION
- EF240CC:** 100W CIG PLUG CONNECTION
- EF240VP:** 100W VARIABLE POWER CIG PLUG CONNECTION
- EF240VPAL:** 100W VARIABLE POWER ALLIGATOR CLIP CONNECTION
- EF240HID:** 50W HID CIG PLUG CONNECTION
- EF240HIDAL:** 50W HID ALLIGATOR CLIP CONNECTION







# ENFORCER KIT WALKABOUT KIT MAXIMUM POWER & PORTABILITY

Now you can light up the night wherever your travels take you with our **Enforcer Kit** and the **Walkabout Kit**. Each kit includes our powerful, lightweight and virtually indestructible Enforcer 170 hand held light, rechargeable battery, charger, and red filter. Everything in the kit is neatly packed into a heavy duty water-resistant bag with YKK zipper and tough molded ABS base. Choose the power source that fits your needs, and get ready to hit the road!



The **Enforcer Kit** includes an Enforcer 170 handheld light with battery-conserving 50W halogen bulb.

## LIGHTFORCE ENFORCER KIT

### KIT INCLUDES:

- Enforcer 170 50W cordless handheld light (see page 22)
- Snap-on rechargeable Ni-Mh battery
- AC charger
- Red filter
- Heavy duty zippered water-resistant carrying bag

### PART NUMBERS

|              |                              |
|--------------|------------------------------|
| ENFPACK170   | Enforcer Kit                 |
| ENFPACK170VP | Enforcer Kit, variable power |

### OPTIONAL ACCESSORIES:

- Enforcer 170 variable power kit
- Filters (see page 30)

## LIGHTFORCE WALKABOUT KIT

### KIT INCLUDES:

- Enforcer 170 50W cordless handheld light (see page 22)
- Heavy duty SLA or LiFePO4 battery
- AC charger
- Red filter
- Heavy duty zippered water-resistant carrying bag

### PART NUMBERS

|                |  |
|----------------|--|
| WALK170        | Walkabout Kit with SLA battery                     |
| WALK170VP      | Walkabout Kit with SLA battery, variable power     |
| WALK170LIFE    | Walkabout Kit with LiFePO4 battery                 |
| WALK170LIFEVP  | Walkabout Kit with LiFePO4 battery, variable power |
| WALK170HID     | Walkabout Kit with SLA battery, 50W HID bulb       |
| WALK170HIDLIFE | Walkabout Kit with LiFePO4 battery, 50W HID bulb   |

SLA battery weight 6.6 pounds, 500 cycles  
LiFePO4 battery weight 2.2 pounds, 1500 cycles



The **Walkabout Kit** includes an Enforcer 170 handheld light with battery-conserving 50W halogen or 50W HID options. Shown is WALK170HID.



# HUNTSMAN: PURPOSE BUILT FOR THE NIGHT HUNTER



### PRED3X™ LED FIREARM-MOUNTED LIGHT

220 Lumens of specially indexed neutral white light for superior target acquisition, color definition and no glare to 87 yards. Two rechargeable batteries provide 90 minutes of maximum light, or operate continuously (and recharge) from any powered USB source. Built of 6061 grade aluminum and crystal clear glass. Includes Picatinny/Weaver quick-release mechanism.

**PRED3X**

### PRED3X™ KIT INCLUDES

- Compact Weapons Mounted Light
- 2 Rechargeable batteries
- Micro 5 pin USB to standard USB charge cable (USB AC charge adaptor required, for example, existing USB mobile phone or tablet charger)
- Hex Key (for removal of batteries)
- User instructions

### PRED3X™ SPECIFICATIONS

- LED: Genuine CREE
- Output: 220 Lumens
- Battery type: x 2 rechargeable LIR16340 3.7v 700mAh
- Recharge time 4 hours (on-board charging when light is not being used)
- Runtime: 90 minutes continuous
- Color rendering 4200k
- Range: 80 meters / 87 Yards
- Weight: 180g (6 oz)

### OPTIONAL ACCESSORIES

#### CHARGERS:

- External DC battery charger capable of charging two different size 3.7 volt batteries, LIR16340 and 18650 type batteries from a 12 volt cigarette socket.
- Universal AC power supply 100-240 volts 50/60 Hz also connects to the optional DC charger.
- DC 12-30 volt vehicle dual USB charger, use the supplied USB cable to connect the charger to the light for on board charging.

#### BATTERIES:

- Additional 3.7v 700mAh LIR16340 rechargeable batteries in pack of four.

#### PART NUMBERS:

CBPRED3X      PRED3X White



### PRED6X™ LED HANDHELD/FIREARM-MOUNTED LIGHT

Just 8.75 oz. in weight, seven inches in length. Clear target definition to 150 yards. Flip-up red filter, Li-Ion battery provides 90 minutes of runtime at full intensity. Includes two rechargeable batteries, wall and 12V chargers. Non-scratch mount attaches to any riflescope with tube from one inch to 40mm. Screw-in stock-mounted switch attaches to light, or screw on coiled remote control. Use handheld, mounted to your riflescope, or both.

**PRED6X**

### PRED6X™ KIT INCLUDES

- Handheld/firearm mounted light
- 2 rechargeable batteries
- Non-scratch riflescope mounting clamp
- Flip-up modular filter
- Stock mounted tail switch
- Battery charger (AC & 12V), charges two simultaneously
- User instructions

### PRED6X™ SPECIFICATIONS

- High-output LED
- Output: 330 Lumens
- Produces one lux at 120m
- Battery type: single 18650 2200mAh Liithium Ion rechargeable batteries
- Recharge time 4 hours
- Runtime: 90 minutes continuous
- Range: 137 meters / 150 yards
- Weight: 248g (8.75 oz)

### OPTIONAL ACCESSORIES

#### BATTERIES:

- Additional twin pack type 18650 2200mHh rechargeable batteries

#### PART NUMBERS:

PRED6X      PRED6X White  
CBPRED6XP-R      PRED6x Red  
CBPRED6XP-G      PRED6x Green



### PRED9X™ LED FIREARM-MOUNTED LIGHT

Winner of the 2013 Australian International Design Award. Identify targets to 250 yards with a light so intense, you must not look directly at it. Superior color rendering, tight spot aligns with your scope's reticle. Less than one pound, including two rechargeable Li-Ion batteries. Two hours runtime at full power, ten hours on low. Remote wireless control. Quick-release mount attaches to almost any riflescope with 25mm, one inch or 30mm tubes. Complete with padded case and screw-in red and green filters.

**PRED9X**

### PRED9X™ KIT INCLUDES

- Wireless firearm mounted light
- 4 rechargeable batteries
- Quick-release riflescope mount
- Wireless RF control switch/five yard range
- Screw-on red and green filters
- Battery charger (AC & 12V), charges two simultaneously
- Premium padded carrying case
- User instructions

### PRED9X™ SPECIFICATIONS

- High-output LED/CRI bulb
- Output: 540 Lumens
- Produces one lux at 230m
- Battery type: two 18650 2200mAh Lithium Ion rechargeable batteries
- Recharge time 4 hours
- Runtime: 120 minutes high beam, ten hours low beam
- Range: 228 meters / 250 yards
- Weight: 375g (13.2 oz)
- Size: 108mm x 69mm x 199mm / 4.25 in x 2 3/4 in x 7 7/8 in

### OPTIONAL ACCESSORIES

#### BATTERIES:

- Additional twin pack type 18650 2200mHh rechargeable batteries
- Picatinny rail-style scope mount

#### PART NUMBERS:

PRED9X      White  
PRED9X-GREEN      PRED9X Green  
PRED9X-RED      PRED9X Red






NEITHER RAIN, NOR SLEET,  
NOR DARK OF NIGHT  
FAZES OUR  
FILTERS


Most light companies stick you with a single, inflexible beam pattern built into their products. Not Lightforce. With our modular filter system, a single light can produce multiple beams; from the long, narrow reach of "spot," to the added width of "combo," to the broad peripheral lighting provided by "wide." Simply pop on a different filter, and you've changed your beam pattern and color to match the conditions.




**CLEAR**  
Supplied as standard




**YELLOW**  
Fog/silt/haze/dust




**CRYSTAL BLUE**  
Increased clarity




**SNOW BLUE**  
Snow/rain/  
sea spray



**AMBER**  
Offroad/silt/  
haze/dust



**BLACK (OPAQUE)**  
Protective cover




**INFRARED**  
Military/Law Enf  
(Requires night  
vision equipment)

| DRIVING LIGHT FILTERS |             |                    |          |               |                    |
|-----------------------|-------------|--------------------|----------|---------------|--------------------|
| Part No.              | Model       | Filter description | Part No. | Model         | Filter description |
| FCLD                  | Lance 140   | Clear Spot         | F170C    | Venom 170     | Clear Spot         |
| FCLWD                 | Lance 140   | Clear Wide         | F170CC   | Venom 170     | Clear Combo        |
| FBLUCLD               | Lance 140   | Crystal Blue Spot  | F170CB   | Venom 170     | Crystal Blue Spot  |
| FBLUCLWD              | Lance 140   | Crystal Blue Wide  | F170CCB  | Venom 170     | Crystal Blue Combo |
| FYLD                  | Lance 140   | Yellow Spot        | F210C    | Genesis 210   | Clear Spot         |
| FYLWD                 | Lance 140   | Yellow Wide        | F210CC   | Genesis 210   | Clear Wide         |
| FALD                  | Lance 140   | Amber Spot         | F210CWC  | Genesis 210   | Clear Combo        |
| FBLULD                | Lance 140   | Snow Blue Spot     | F210CB   | Genesis 210   | Crystal Blue Spot  |
| CBLKLD                | Lance 140   | Black Cover        | F210CCB  | Genesis 210   | Combo Crystal Blue |
| FIRL                  | Lance 140   | Infrared Spot      | F210WCB  | Genesis 210   | Wide Crystal Blue  |
| FCSD                  | Striker 170 | Clear Spot         | F210Y    | Genesis 210   | Spot Yellow        |
| FCSWD                 | Striker 170 | Clear Wide         | F210CY   | Genesis 210   | Combo Yellow       |
| FCSWSD                | Striker 170 | Clear Combo        | F210WY   | Genesis 210   | Wide Yellow        |
| FBLUCSD               | Striker 170 | Crystal Blue Spot  | C210BLK  | Genesis 210   | Black Cover        |
| FBLUCSWD              | Striker 170 | Crystal Blue Wide  | FCBD     | Blitz/XGT 240 | Clear Spot         |
| FBLUCSWSD             | Striker 170 | Crystal Blue Combo | FCBWD    | Blitz/XGT 240 | Clear Combo        |
| FYSD                  | Striker 170 | Yellow Spot        | FBLUCBD  | Blitz/XGT 240 | Crystal Blue Spot  |
| FYSWD                 | Striker 170 | Yellow Wide        | FBLUCBWD | Blitz/XGT 240 | Crystal Blue Combo |
| FYSWSD                | Striker 170 | Yellow Combo       | FYBD     | Blitz/XGT 240 | Yellow Spot        |
| FASD                  | Striker 170 | Amber Spot         | FYBWD    | Blitz/XGT 240 | Yellow Combo       |
| FASWD                 | Striker 170 | Amber Wide         | FABD     | Blitz/XGT 240 | Amber Spot         |
| FBLUSD                | Striker 170 | Snow Blue Spot     | FABWD    | Blitz/XGT 240 | Amber Combo        |
| FBLUSWSD              | Striker 170 | Snow Blue Combo    | FBLUBD   | Blitz/XGT 240 | Snow Blue Spot     |
| CLBKSD                | Striker 170 | Black Cover        | FBLUBWD  | Blitz/XGT 240 | Snow Blue Combo    |
| FIRS                  | Striker 170 | Infrared Spot      | FIRB     | Blitz/XGT 240 | Infrared Spot      |
|                       |             |                    | CBLKBD   | Blitz/XGT 240 | Black Cover        |

| SPORTING LIGHT FILTERS |              |                     |
|------------------------|--------------|---------------------|
| Part No.               | Model        | Filter description  |
| FAL                    | Enforcer 140 | Amber               |
| FDCL                   | Enforcer 140 | Clear Dispersion    |
| FDIRL                  | Enforcer 140 | Infrared Dispersion |
| FDRL                   | Enforcer 140 | Red Dispersion      |
| FGL                    | Enforcer 140 | Green               |
| FIRL                   | Enforcer 140 | Infrared Spot       |
| FRL                    | Enforcer 140 | Red Spot            |
| FDCS                   | Enforcer 170 | Clear Dispersion    |
| FDIRS                  | Enforcer 170 | Infrared Dispersion |
| FDRS                   | Enforcer 170 | Red Dispersion      |
| FGS                    | Enforcer 170 | Green               |
| FIRS                   | Enforcer 170 | Infrared Spot       |
| FRS                    | Enforcer 170 | Red Spot            |
| FAB                    | Enforcer 240 | Amber               |
| FGB                    | Enforcer 240 | Green               |
| FIRB                   | Enforcer 240 | Infrared            |
| FRB                    | Enforcer 240 | Red                 |



**SPOT:** Every Lightforce light is supplied with a clear spot filter, providing maximum illumination distance. Colored spot filters enable you to quickly change to suit driving conditions.



**COMBO:** Combines a wide beam pattern with a long-distance spot. One of our most popular accessories.



**WIDE:** Provides broad peripheral vision, allowing you to identify and avoid potential hazards to both left and right.

EVERYTHING  
ELSE

|              |   |
|--------------|---|
| ATN10MM      | ANTI THEFT LOCKNUT 10MM - 2 X NUTS, 1 X KEY   |
| ATNKIT       | Security nut kit four anti-theft nylon insert lock nuts with one fitting tool                   |
| ATNSG        | Safe Guard Anti theft security lock set (Venom type)  |
| BATTERY18650 | Battery 18650 PREDX Twin Pack   |
| BATTERY8     | BATTERY SEALED LEAD ACID 12V 9 AMP/HR   |
| BC9SLA       | Replacement AC/DC Charger for 9 A/H battery   |
| BP7LIFEUS    | LiFePo4 Battery power pack with rapid charger US  |
| BP8          | Carry bag with cig. socket  |
| BP8BPS       | CARRY BAG WITH CIG SOCKET, POWER SAVER/DIMMER , 12V 9AMP/HR BATTERY                             |
| BP9SLA       | Kit battery bag and charger 12V DC & 110/240VAC 9 A/H SLA                                       |
| BP9SLAVP     | Kit BPS Bag and charger 12V DC & 110/240VAC 9 A/H SLA   |
| BPEF         | Cordless battery 4.5 A/H and charger  |
| BPEFS        | Additional spare battery pack only 4.5 A/H  |
| CBLP9C       | LiFePO4 12.8V 9Ah Battery and mains charger   |
| CBLFDLHD4    | Driving Light Harness, 4 pin Deutsch stlye  |
| CBSW         | 12 volt 16 Amp ON-OFF switch  |
| CBTAC20      | Compact Cree flash light single AA battery (included)   |
| CBUSB2       | USB 12/24V (29V max.) charger with dual outlets & illuminated blue LED ring                     |
| CBXK50       | XGT 55w HID 12/24v Upgrade Kit (Pair)   |
| CBXK5042     | XGT 55w HID 12/24v Upgrade Kit (Pair)   |
| CBXK70       | XGT 70w HID 12/24v Upgrade Kit (Pair)   |
| CBXK7042     | XGT 70w HID 12/24v Upgrade Kit (Pair)   |
| CCPF         | CIG COIL CORD REPLACEMENT W/PLUG  |
| DL170LOOM    | Wiring Harness Adaptor (Venom)  |
| DLSB210      | Security Bolt Set suit Genesis 210 single unit  |
| EFAL         | Replacement 5M FIG 8 cord kit for direct connection to external battery via alligator clips     |
| EFCC         | Replacement 2.0M coil cord with universal cigarette plug/merit plug adaptor                     |
| FMEC         | COIL CORD EXTENSION CABLE   |
| GENBAL35     | Replacement ballast and ignitor for Genesis 35w 12V   |
| GENBAL50     | Replacement ballast and ignitor for Genesis 50w 12/24V  |
| GL02         | 64623 12V 100W LONG LIFE - HF 2000HRS @ 12 VOLTS (STD RM170 & RM240) GL02                       |
| GL02T        | Twin pack in metal case- replacement bulbs 64623 12V 100W for most driving lights               |
| GL04         | 64440 12V 50W LONG LIFE 4000HRS VF  |
| GL05         | 64450 12V 75W LONG LIFE 4000HRS VF GL05   |
| GL06         | 62138 GLOBE 12V 100W- VF 25HRS @ 12 VOLTS (STD IN SL170 & SL240 LIGHTS)                         |
| GL06T        | Twin pack in metal case - replacement bulb 62138 12V 100W- VF (standard bulb for SL170 & SL240) |
| GL07         | 62137 GLOBE 12V 75W -VF (STANDARD BULB FOR SL140 / ALL RMSM & RMSG)                             |
| GL12         | 64445 Bulb 24 Volt 50 Watt VF - Long Life 2000hrs - 12 Volt                                     |
| GL13         | 34663 Bulb 24 Volt 100 Watt VF - Long Life 2000hrs 24 Volt                                      |
| GL13T        | Twin pack in metal case - replacement bulb GE 2000 lumen 24V 100W for most truck driving lights |

|              |   |
|--------------|---|
| GL21         | Replacement Globe 35w 4200°k Natural White HB3  |
| GL22         | Replacement Globe 35w 5000°k Super White HB3  |
| GL24         | REPLACEMENT GLOBE SUIT RM/RMDL 4200°K NATURAL WHITE   |
| GL25         | REPLACEMENT GLOBE SUIT RM/RMDL 5000°K SUPER WHITE   |
| GL26         | Replacement bulb suit 50W RM/RMDL 5000K Super white   |
| GL27         | Replacement HID bulb 50W for Genesis red holder   |
| GL28         | Replacement HID bulb 50W for Enforcer   |
| HIDBULBASS   | HID 35W /12V GLOBE ASSEMBL 66141KLT80   |
| LFDLH        | DRIVING LIGHT WIRING HARNESS - COMPLETE WITH SWITCH, 12 VOLT RELAY & TERMINALS              |
| LFDLH24V     | DRIVING LIGHT WIRING HARNESS - COMPLETE WITH SWITCH, 24 VOLT RELAY & TERMINALS              |
| MV           | HIGH MOUNT 140mm/170mm/240mm Light Mount Base [Bottom]                                      |
| MVDL         | LOW MOUNT 140mm/170mm/240mm Light Mount Base (Bottom)                                       |
| PRED6XFP     | PRED6X FLIP UP COVER - RED  |
| PRED6XMOUNT  | PRED6X Scope mount bracket  |
| PRED9X       | Performance Firearm mounted light RF Wireless   |
| PRED9XFILTER | PRED9X Filter replacements red and green  |
| PRED9XKIT    | PRED9X replacement mount kit  |
| PRED9XRF     | PRED9X RF Key FOB replacement   |
| PREDSM       | PREDATOR LIGHT - SCOPE / BARREL MOUNTED - SNAP CATCH - 12V 30W W/CIGPLUG - SHIPS WITH SRKIT |
| PREDXBC      | Battery Charger for PRED9X and PRED6X   |
| RC150        | REMOTE CONTROL HANDLE - 150MM SHAFT (SWITCH IN HANDLE) RC150                                |
| RC225        | REMOTE CONTROL HANDLE - 225MM SHAFT (SWITCH IN HANDLE) RC225                                |
| RCSAL        | SUPPORT-A-LIGHT WINDOW MOUNTED BRACKET TO SUIT RC225  |
| RCSBC        | REMOTE CONTROL BRACKET WITH SUCTION CUP BASE & HINGE KIT                                    |
| REFH140      | Replacement 140mm Reflector Housing - Complete Assembled Lens & Reflector                   |
| REFH170      | Replacement 170mm Reflector Housing - Complete Assembled Lens & Reflector                   |
| REFH240      | Replacement 240mm Reflector Housing - Complete Assembled Lens & Reflector                   |
| RMHBAL35W    | Ballast Replacement 35w   |
| RMHBAL50W    | Ballast Replacement 50w   |
| RMKIT50      | HID UPGRADE KIT TO SUIT RMDL LONG LEAD 35W 5000°K SUPER WHITE                               |
| RMSMDLE      | HANDLE ADAPTER RMSM   |
| RSB          | REMOTE SWIVEL BASE - BOLT ON  |
| RSBM         | REMOTE SWIVEL BASE - MAGNETIC BASE  |
| RSBS         | REMOTE SWIVEL BASE - SUCTION BASE   |
| SCC          | SNAP CATCH CARRIER  |
| SGKIT        | SHOT GUN MOUNTING KIT (SINGLE & DOUBLE BARRELS)   |
|              | SUIT RMSM / RMSG SGKIT  |
| SRKIT        | Scope Ring Snap Catch Mounting Kit to suit RMSM / RMSG SRKIT                                |
| SRKITPRED9X  | Picatinny rail style scope mount adaptor 1" or 30mm (for PRED3/9x)                          |
| TAC30        | TACTICAL TORCH 3 X C CELL LED 232X32MM FILTERS  |
| UNIBARCHROME | UNIBARCHROME (HUB-0596 CHROME)  |



336 Hazen Lane • Orofino, ID 83544  
T 877.510.9204 toll free  
T 208.476.9204  
F 208.476.0122  
E [orders@lightforce.com](mailto:orders@lightforce.com)  
W [www.lightforce.com](http://www.lightforce.com)





### **BRIGHTER, LIGHTER, WHITER.**

It would be easy to buy a cheaper light.  
It would be very difficult, though, to buy a better light.  
You see, we don't build amateur or mass-market products. We build lights that are utterly reliable, virtually unbreakable, and of course, incredibly powerful. They are balanced for the most accurate color rendition, reducing glare and eye fatigue. And they draw less power than many competitive lights, reducing heat and stress on your electrical system.



### **MATERIALS MOTHER NATURE CAN'T DEFEAT.**

Cheap metals corrode. Inferior plastics crack. That's why you'll find none of these used in the construction of a Lightforce product.

We were one of the first companies to utilize advanced polymers and polycarbonate lenses—materials like those used in fighter aircraft canopies and security screens—to create lights that are incredibly strong while being extremely light in weight (half that of many competitors). Our lights withstand tremendous impact. They're resistant to UV light and vibration. They withstand Arctic cold and desert heat, moisture, humidity and dust. We assure you they'll survive anything you can throw at them.

**Light FORCE™**  
**PERFORMANCE LIGHTING**

336 Hazen Lane • Orofino, ID 83544

T 877.510.9204 toll free

T 208.476.9204

F 208.476.0122

E [orders@lightforce.com](mailto:orders@lightforce.com)

W [www.lightforce.com](http://www.lightforce.com)



If you have a passion for shooting or hunting, and would appreciate the finest optics on the planet, visit our sister company's website at [www.NightforceOptics.com](http://www.NightforceOptics.com).

© Lightforce Australia PTY. LTD, Lightforce Performance Lighting Inc. 2015 3/15

All trademarks, graphics and designs herein are the property of Lightforce Australia PTY. LTD. and Lightforce Performance Lighting Inc. All information herein is accurate at time of printing. Product specifications subject to change without notice. Products may differ in appearance from those shown here. Lightforce USA and Lightforce Australia and its dealers/representatives shall not be responsible for any liability as a result of non-compliance with government regulations and laws regarding the use of lighting products. Always check your local, state and federal laws concerning the use of driving, hunting and marine lights.